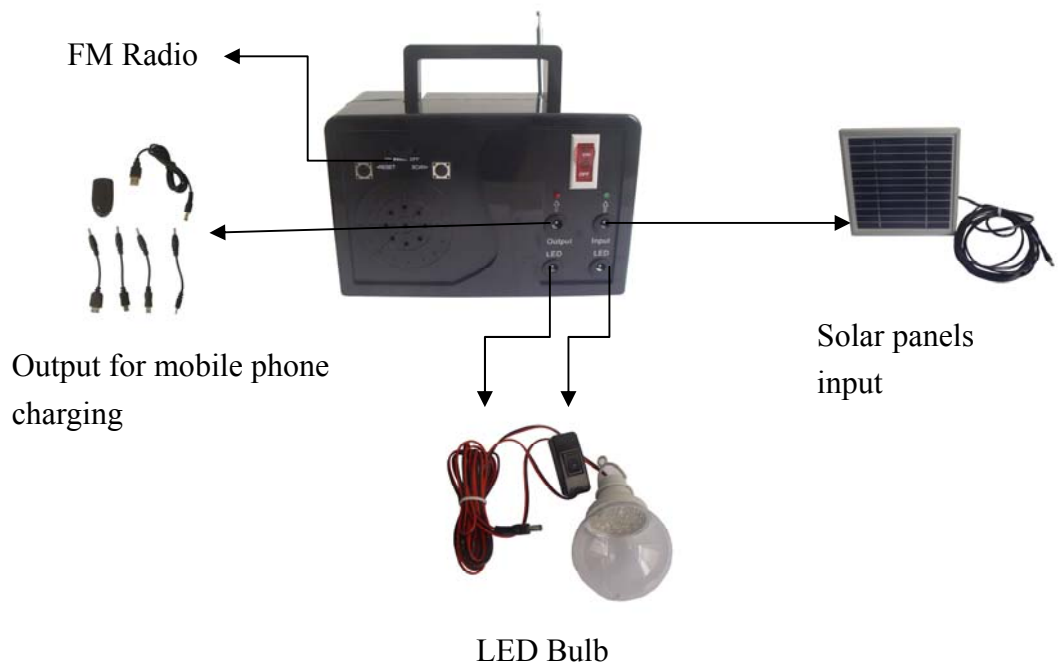


L-CAS-010 Solar Systems





Component Part:



Warning: To protect the battery life, when portable lights dim, please recharge immediately.

FM Radio Feature:

“OFF  ON” : The “OFF” is to turn the radio off, The “ON” is to turn the radio on, and the”  ” is ± volume.

“Scan” : for conversing radio stations automatically.

“Reset” : Back to low frequency

“Antenna” : Receive radio

Note:

1. Before use, please read the manual carefully, and charge.
2. To provide lighting to your home, please ensure that there is sufficient battery power.
3. Please charge when it dim .
4. Please charge regularly, charge at least 8 times every 3 months.
5. When not in use, please set the switch in “off” position;
6. When environment temperature is 0°C(32F) below or over 40°C(104F), the performance of the storage power of the battery may be affected.
7. Do not splash water or rain.

Specifications:

1. Material:ABS plastic shell,PC transparent plastic cover ;
2. Solar battery:6V5A solar panels;
3. Illuminant : 2 pcs of Bulb Light;
4. LED life: More than 25000 hours;
5. Charging time : solar filling 24 hours or so;
6. Lighting time : 10 hours;
7. FM Radio funtion;
8. Packing size:190*190*160mm

Portable solar system:

1. When the power is “ON”,2 LED bulbs and mobile phone charger is powered.
2. Please correct to connect the corresponding jack

Maintenance:

1. Use a cotton swab with a little cleaning alcohol to clean the lantern body.
2. Never used strong or chemicals to clean the lantern, otherwise the plastic parts will be damaged.
3. To avoid damage of lantern, please do not use other specified battery.
4. To avoid electrical shock, please do not open the unit unless by qualified person.

Portable light charging:

1. Please charge before use;
2. Use of solar charging, put the light in sunny place.pay attention to avoid things blocked the solar panles
3. Some heat may be produced when charging the battery ,it is nomal phenomenon.